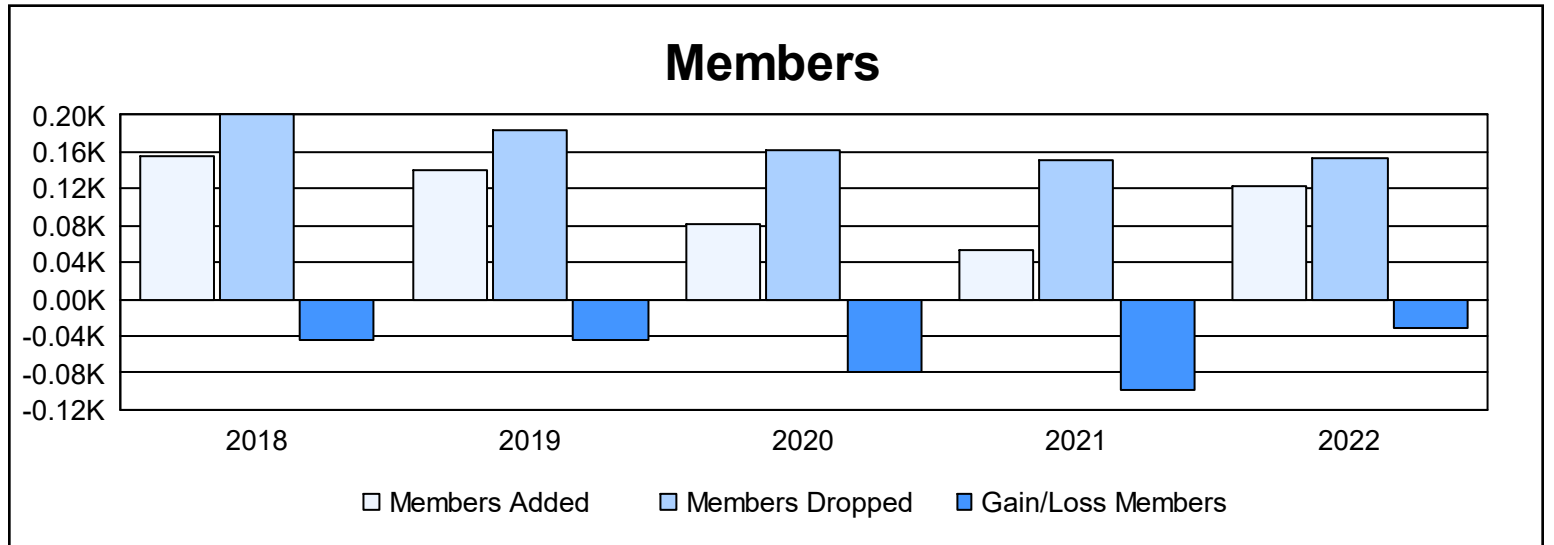
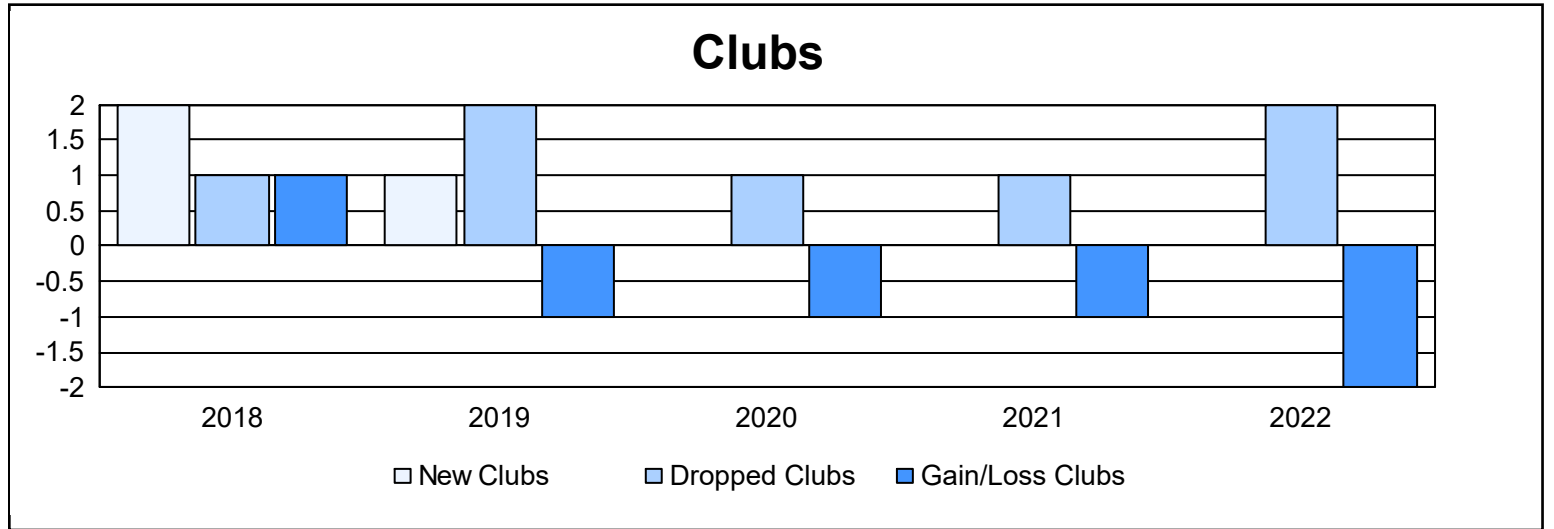
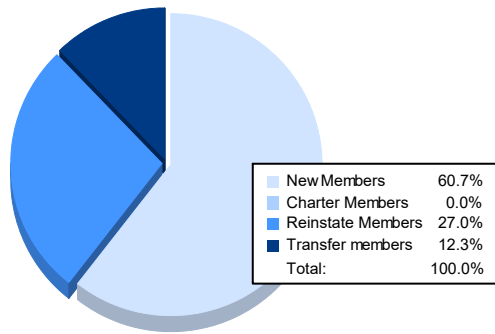


Year	New Clubs	Dropped Clubs	Gain/ Loss Clubs	New Members	Charter Members	Reinstate Members	Transfer Members	Total Member Added	Total Members Dropped	Gain/ Loss Members
2017-2018	2	1	1	98	52	3	3	156	200	-44
2018-2019	1	2	-1	89	29	10	12	140	184	-44
2019-2020	0	1	-1	66	1	7	7	81	161	-80
2020-2021	0	1	-1	44	0	8	1	53	151	-98
2021-2022	0	2	-2	74	0	33	15	122	153	-31
<b>Average</b>	<b>1</b>	<b>1</b>	<b>-1</b>	<b>74</b>	<b>16</b>	<b>12</b>	<b>8</b>	<b>110</b>	<b>170</b>	<b>-59</b>



### Membership Composition June 2022 Cumulative



### Gender Composition June 2022 Cumulative

